

Parent/Guardian Guide

How to Access ISASP Scores

Contents

| | |
|--|----|
| Summary | 2 |
| Log into the Infinite Campus Parent Portal..... | 3 |
| Log into the Infinite Campus | 3 |
| If your Student was Attending Class in the School Building (face to face) and Took the ISASP Test at School..... | 4 |
| Navigate to the More – ISASP Claim Code page | 4 |
| Access your Student’s Scores at the Pearson Parent Portal | 6 |
| Overview | 6 |
| Create a Pearson Parent Portal Account | 6 |
| Search for your Student’s Score using the Claim Code..... | 7 |
| If your Student was a Remote Learner and took the ISASP at Home | 9 |
| Navigate to the More – Assessments Page | 9 |
| Interpreting Your Student’s Results..... | 10 |

Summary

The Iowa Statewide Assessment of Student Progress (ISASP) test scores are available for review to parents and guardians of students. This document will describe how to access those scores. The following bullets outline the steps you need to take. This may be all you need! If you want more details and screenshots, refer to the pages following the **Summary**.

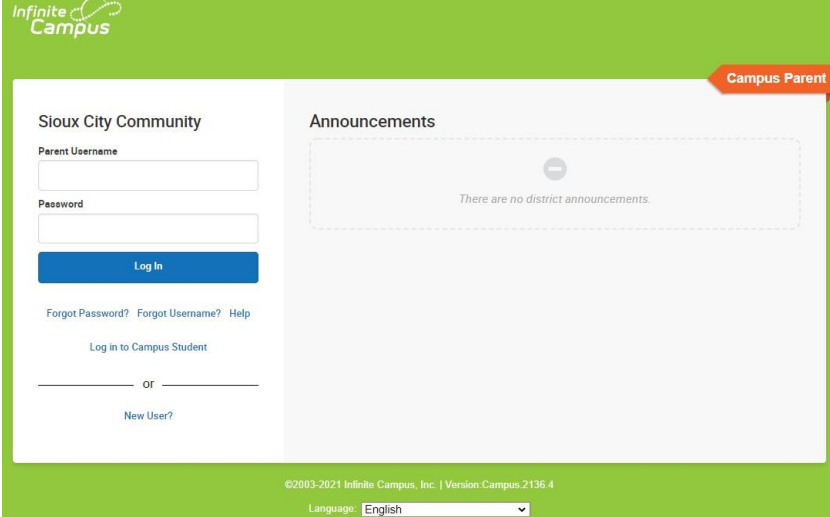
- Log into the Infinite Campus Parent Portal
 - This is the same login you use to complete the Online Verification or to view your student's schedule (not Canvas!).
 - If you do not know your Infinite Campus Parent Portal account username or have never logged in – please call the school where your student is attending
 - If you do not know your Infinite Campus Parent Portal password, there is a forgot password link – if that does not solve your problem, please call the school where your student is attending
- **If your student was going to school in the school building (face to face) and took the test at a school building,** you can view your student's scores in the Pearson Parent Portal by following the directions below:
 - Navigate to the More – ISASP Claim Code page
 - Write down the Claim Code – note: it is case sensitive!
 - Go to the Pearson Access Next Parent Portal
 - <https://ia-results.pearsonaccessnext.com/login>
 - Create an account on the Pearson Access Next Parent Portal
 - Click on the link sent to your email by the “Create an account” process
 - Sign into the Pearson Access Next Parent Portal
 - Search for your student's scores by entering information about your student and the ISASP Claim Code found earlier
 - If you have any difficulty with the above steps, please call 712-279-6803
- **If your student was remote and took the ISASP test at home**
 - Navigate to the More – Assessments page to view your student's scores

Log into the Infinite Campus Parent Portal

Log into the Infinite Campus

Log into the Campus Parent Portal using your username and password. If you experience any issues accessing the Campus Parent Portal please contact your student's school.

<https://campus.siouxcityschools.org/campus/portal/parents/siouxcity.jsp>

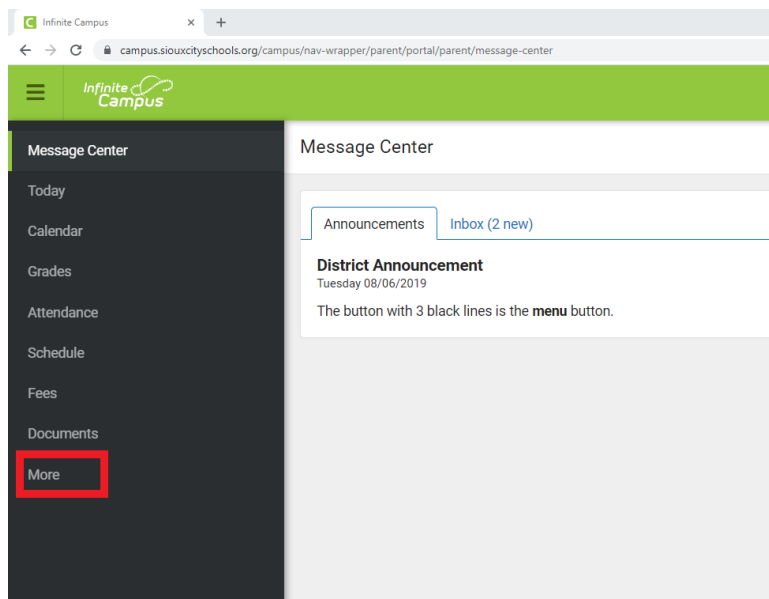


The screenshot shows the login interface for the Infinite Campus Parent Portal. The header is green with the 'Infinite Campus' logo on the left and a 'Campus Parent' badge on the right. The main content area is divided into two sections. The left section, titled 'Sioux City Community', contains a login form with fields for 'Parent Username' and 'Password', a blue 'Log In' button, and links for 'Forgot Password?', 'Forgot Username?', and 'Help'. Below these are links for 'Log in to Campus Student' and 'New User?'. The right section, titled 'Announcements', shows a dashed box with a minus sign icon and the text 'There are no district announcements.' The footer is green and contains copyright information '©2003-2021 Infinite Campus, Inc. | Version Campus.2136.4' and a language dropdown menu set to 'English'.

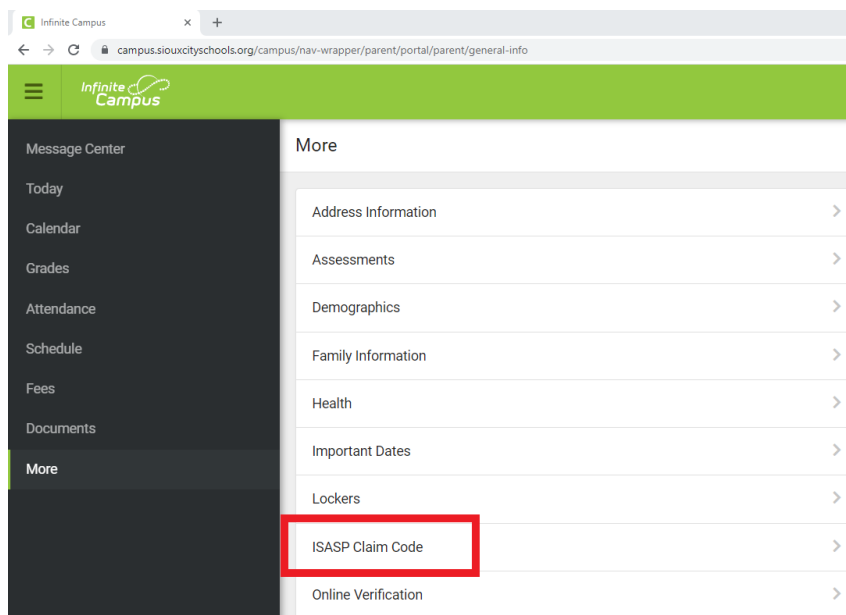
If your Student was Attending Class in the School Building (face to face)
and Took the ISASP Test at School

Navigate to the More – ISASP Claim Code page

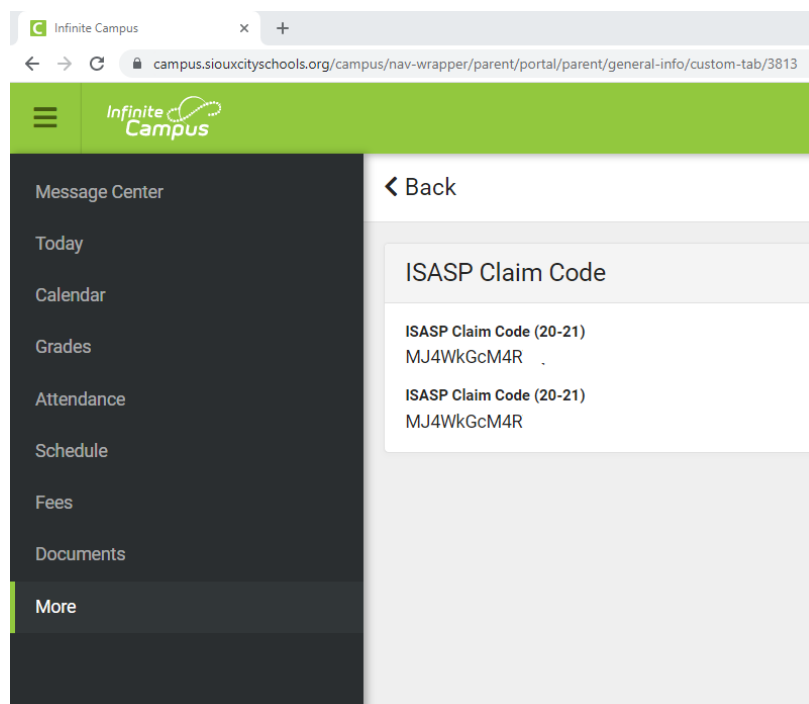
After you have logged in select “More” from the menu on the left side of the screen



Next you will select “ISASP Claim Code” from the menu in the middle of the screen



Your student's ISASP Claim Code will appear in the Claim Code box. Claim Codes are case sensitive. This Claim Code will be required in order to register on the [ISASP Parent Portal website](#).



You can now proceed to the Pearson Parent Portal to create your account and access your student's scores.

Access your Student's Scores at the Pearson Parent Portal

(NOTE: the latest documentation from Pearson is located at: [Parent Portal Guide](#))

Overview

The **Iowa Statewide Assessment of Student Progress (ISASP) Parent Portal** allows families to securely access and view the Individual Student Reports (ISR) for their students online. After creating a user account, families will enter the student's information to retrieve the ISR from spring 2021.

Please note: students who completed the ISASP in spring 2021 through remote testing will not have an ISR in the parent portal. Families will need to contact their student's school to obtain the remote testing results.

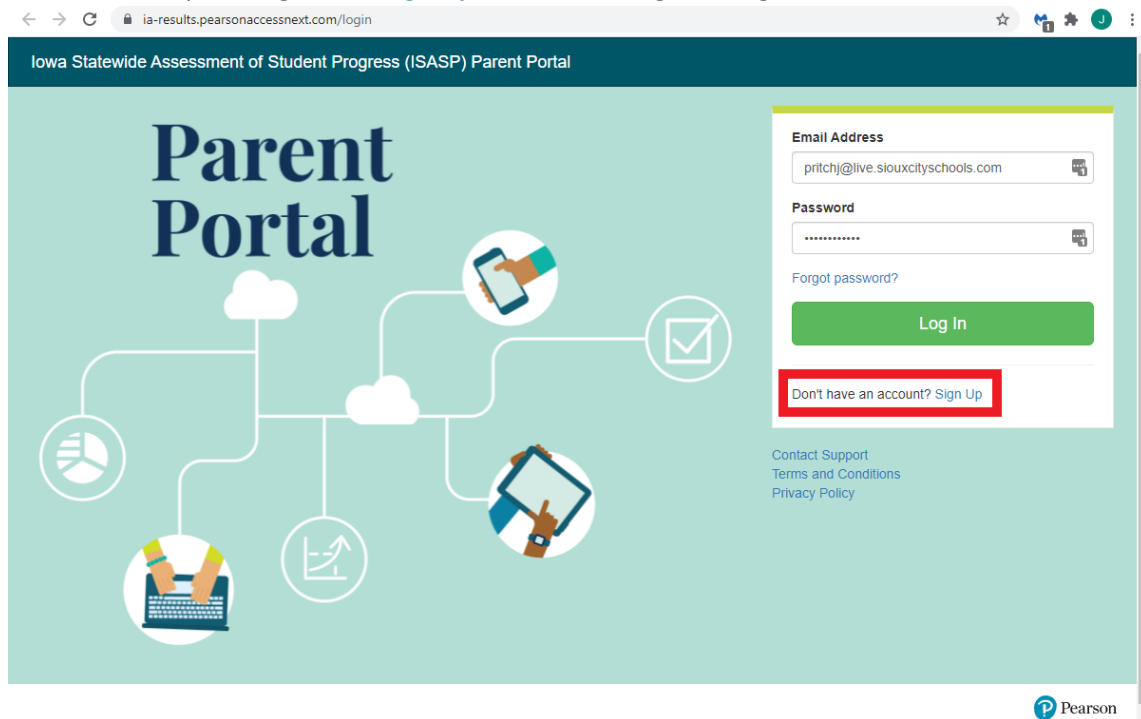
Create a Pearson Parent Portal Account

The link to the ISASP Parent Portal is <https://ia-results.pearsonaccessnext.com/login>

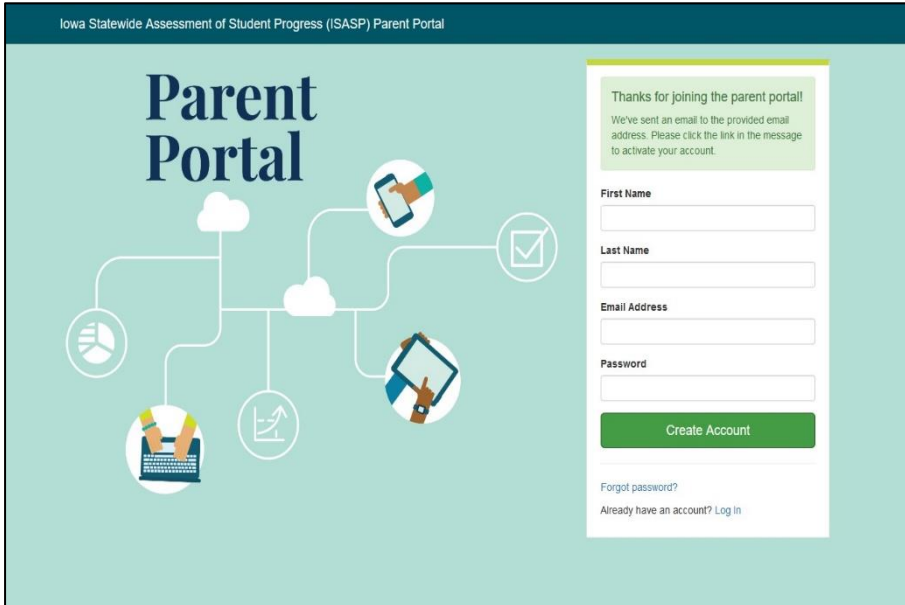
Before creating an account for the portal, you will need to receive the **Claim Code** from your student's school. The claim code is a secure access code that will retrieve your student's spring 2021 ISR. If you do not have a claim code, refer to the earlier section: "Get your Claim Code from Infinite Campus" for instructions on where to find the claim code.

Once you have the claim code, follow these steps:

1. Go to the ISASP Parent Portal at <https://ia-results.pearsonaccessnext.com/login> and create a user account by clicking on the **Sign Up** link under the green Log In button.



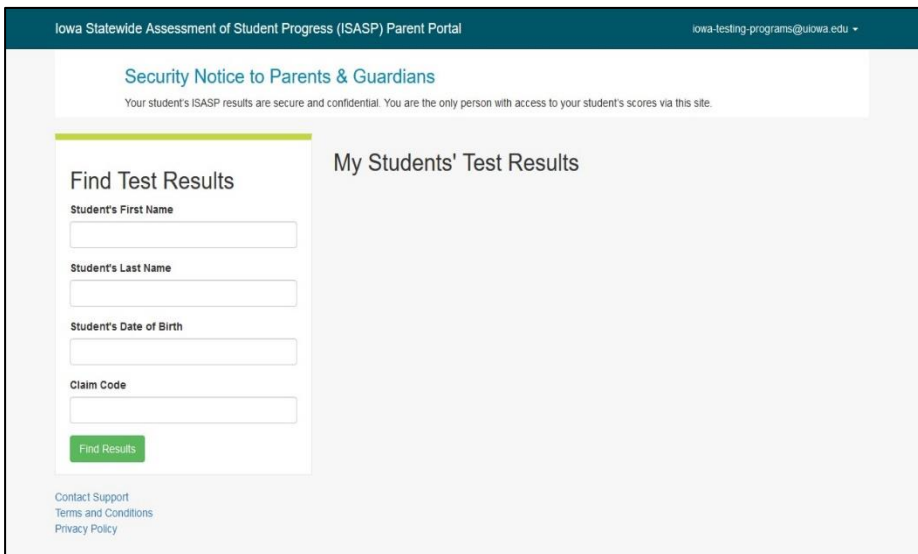
- The portal will ask for your First Name, Last Name, Email Address, and Password. Once the information has been entered, click on **Create Account**. The portal will send an activation email to your provided email address. Look for this email and click on the activation link to finish creating your account.



The screenshot shows the 'Parent Portal' registration page. The header reads 'Iowa Statewide Assessment of Student Progress (ISASP) Parent Portal'. The main heading is 'Parent Portal' in large blue letters. To the left is a graphic with icons for a cloud, a smartphone, a laptop, a bar chart, and a checkmark. On the right is a registration form with the following fields: 'First Name', 'Last Name', 'Email Address', and 'Password'. Below these fields is a green 'Create Account' button. Above the form, a green box contains the text: 'Thanks for joining the parent portal! We've sent an email to the provided email address. Please click the link in the message to activate your account.' Below the form are links for 'Forgot password?' and 'Already have an account? Log in'.

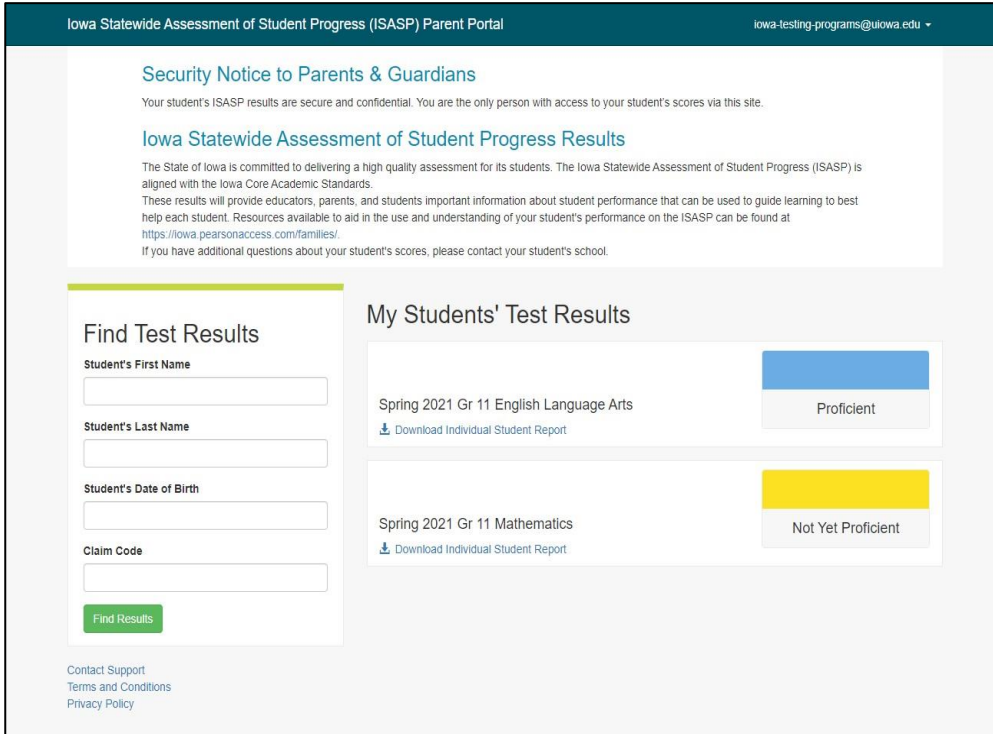
Search for your Student's Score using the Claim Code

- Once your account has been created, go back to the ISASP Parent Portal and log in. You will be taken to the My Students' Test Results page. On the left-hand side of this page, you will see the search box **Find Test Results**. Enter your student's First Name, Last Name, Date of Birth, and Claim Code. Click on **Find Results**. Please note your student's information will need to match his or her ISASP testing registration information. Contact your student's school if the entered information results in errors.



The screenshot shows the 'My Students' Test Results' page. The header reads 'Iowa Statewide Assessment of Student Progress (ISASP) Parent Portal' and 'iowa-testing-programs@uiowa.edu'. A 'Security Notice to Parents & Guardians' is displayed, stating: 'Your student's ISASP results are secure and confidential. You are the only person with access to your student's scores via this site.' The page is divided into two main sections. On the left is the 'Find Test Results' section, which contains input fields for 'Student's First Name', 'Student's Last Name', 'Student's Date of Birth', and 'Claim Code', followed by a green 'Find Results' button. On the right is the 'My Students' Test Results' section, which is currently empty. At the bottom left are links for 'Contact Support', 'Terms and Conditions', and 'Privacy Policy'.

4. The portal will retrieve your student's ISR. On the right-hand side of the page, the English Language Arts and Mathematics results will be displayed. For grades 5, 8, and 10, Science results will also be displayed. There will be a **Scale Score** (not displayed in the screenshot below) in the color-shaded box along with the corresponding **Achievement Level**. The link **Download Individual Student Report** will allow you to open or download a PDF copy of your student's ISR (the link will be the full ISR that has all of your student's results).



Iowa Statewide Assessment of Student Progress (ISASP) Parent Portal iowa-testing-programs@uiowa.edu

Security Notice to Parents & Guardians

Your student's ISASP results are secure and confidential. You are the only person with access to your student's scores via this site.

Iowa Statewide Assessment of Student Progress Results

The State of Iowa is committed to delivering a high quality assessment for its students. The Iowa Statewide Assessment of Student Progress (ISASP) is aligned with the Iowa Core Academic Standards. These results will provide educators, parents, and students important information about student performance that can be used to guide learning to best help each student. Resources available to aid in the use and understanding of your student's performance on the ISASP can be found at <https://iowa.pearsonaccess.com/families/>. If you have additional questions about your student's scores, please contact your student's school.

Find Test Results

Student's First Name

Student's Last Name

Student's Date of Birth

Claim Code

[Find Results](#)

My Students' Test Results

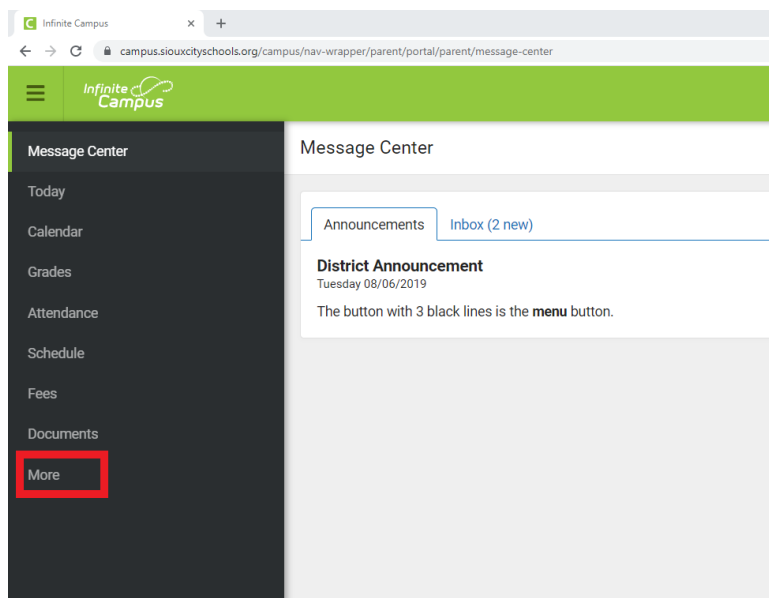
| | |
|---|---------------------------|
| Spring 2021 Gr 11 English Language Arts Download Individual Student Report | Proficient |
| Spring 2021 Gr 11 Mathematics Download Individual Student Report | Not Yet Proficient |

[Contact Support](#)
[Terms and Conditions](#)
[Privacy Policy](#)

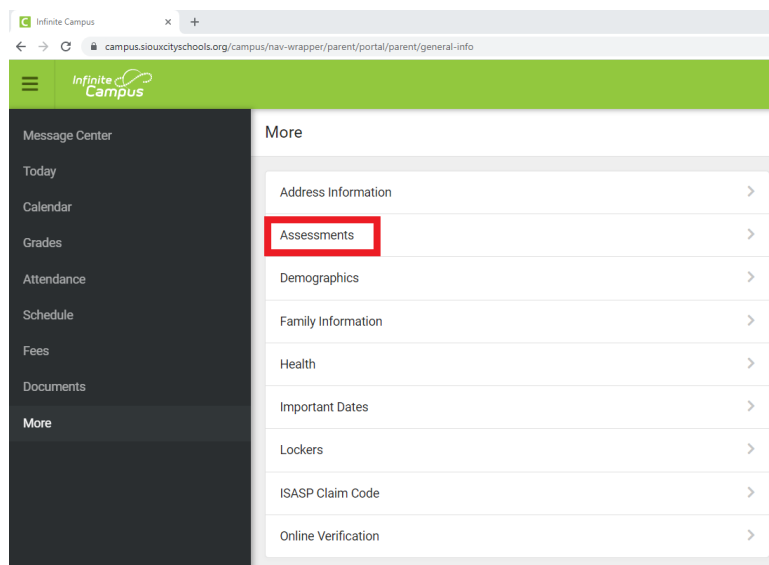
If your Student was a Remote Learner and took the ISASP at Home

Navigate to the More – Assessments Page

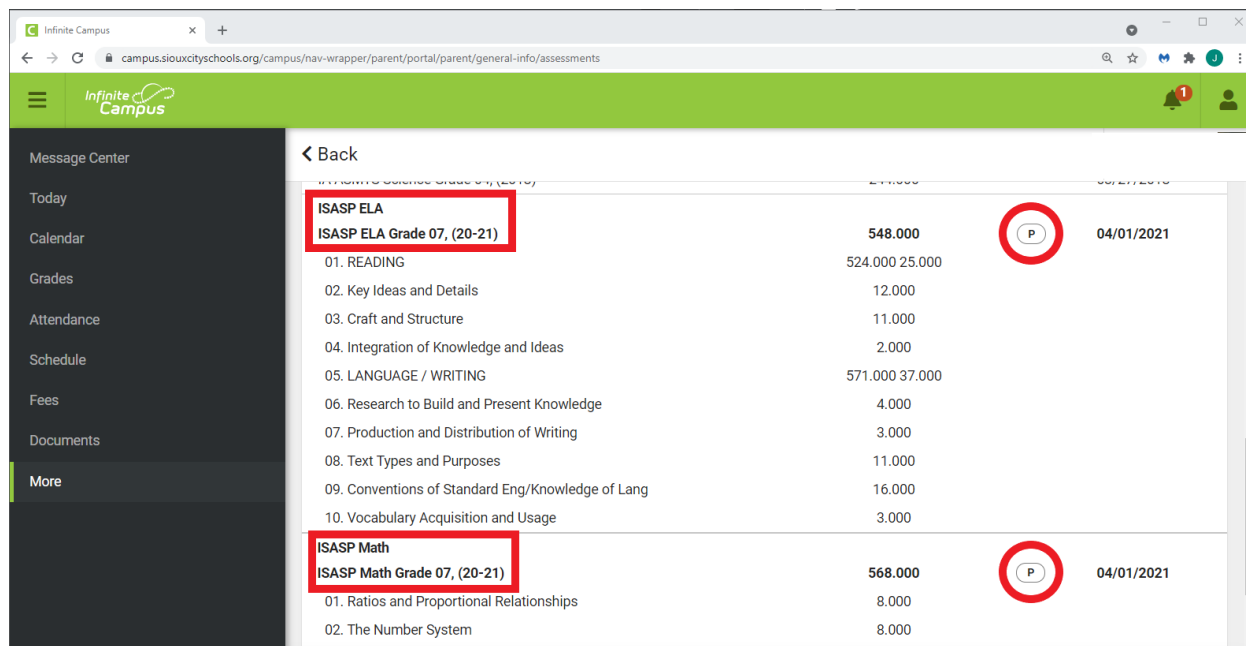
After you have logged in, select “More” from the menu on the left side of the screen



Next you will select “Assessments” from the menu in the middle of the screen



You may need to scroll to locate the ISASP scores



| ISASP ELA | Score | Grade | Test Date |
|---|----------------|------------|-----------|
| ISASP ELA Grade 07, (20-21) | 548.000 | 04/01/2021 | P |
| 01. READING | 524.000 25.000 | | |
| 02. Key Ideas and Details | 12.000 | | |
| 03. Craft and Structure | 11.000 | | |
| 04. Integration of Knowledge and Ideas | 2.000 | | |
| 05. LANGUAGE / WRITING | 571.000 37.000 | | |
| 06. Research to Build and Present Knowledge | 4.000 | | |
| 07. Production and Distribution of Writing | 3.000 | | |
| 08. Text Types and Purposes | 11.000 | | |
| 09. Conventions of Standard Eng/Knowledge of Lang | 16.000 | | |
| 10. Vocabulary Acquisition and Usage | 3.000 | | |
| ISASP Math | 568.000 | 04/01/2021 | P |
| ISASP Math Grade 07, (20-21) | | | |
| 01. Ratios and Proportional Relationships | 8.000 | | |
| 02. The Number System | 8.000 | | |

The circled item will indicate Proficient, Advanced Proficient or Not Proficient. For further interpretation of the scores see the section below on **Interpreting Your Student's Results**.

Interpreting Your Student's Results

Resources to help interpret your student's ISR are available at <https://iowa.pearsonaccess.com/families/>. Families are recommended to review the document **2021 ISASP Interpretive Information for Families** to understand what is shown on each page of the ISR.

If you have questions about the results as you review your student's ISR, please contact your student's school. The school would be the best source for answers about your student's academic areas of strength, what additional supports may help, and how to continue to help your student's progress.