

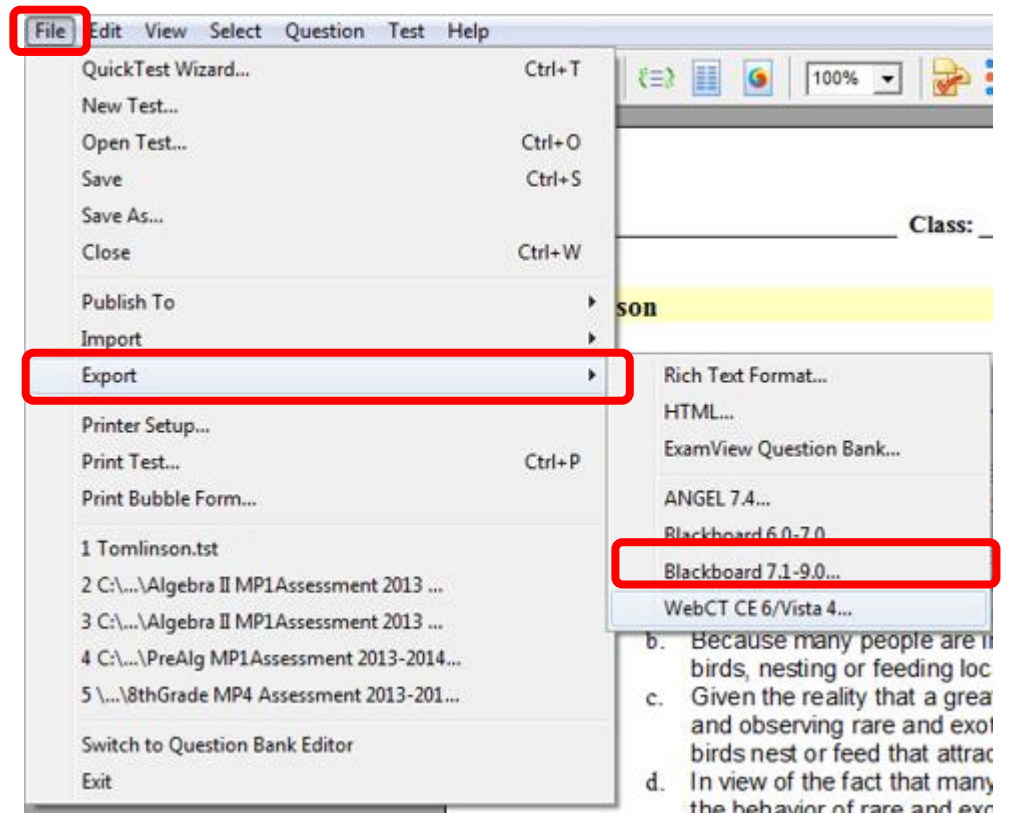
How to export a test from Examview to Canvas:

1. Open the test in Examview

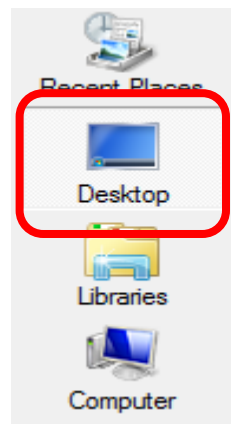


2. Go to file in the upper left corner.

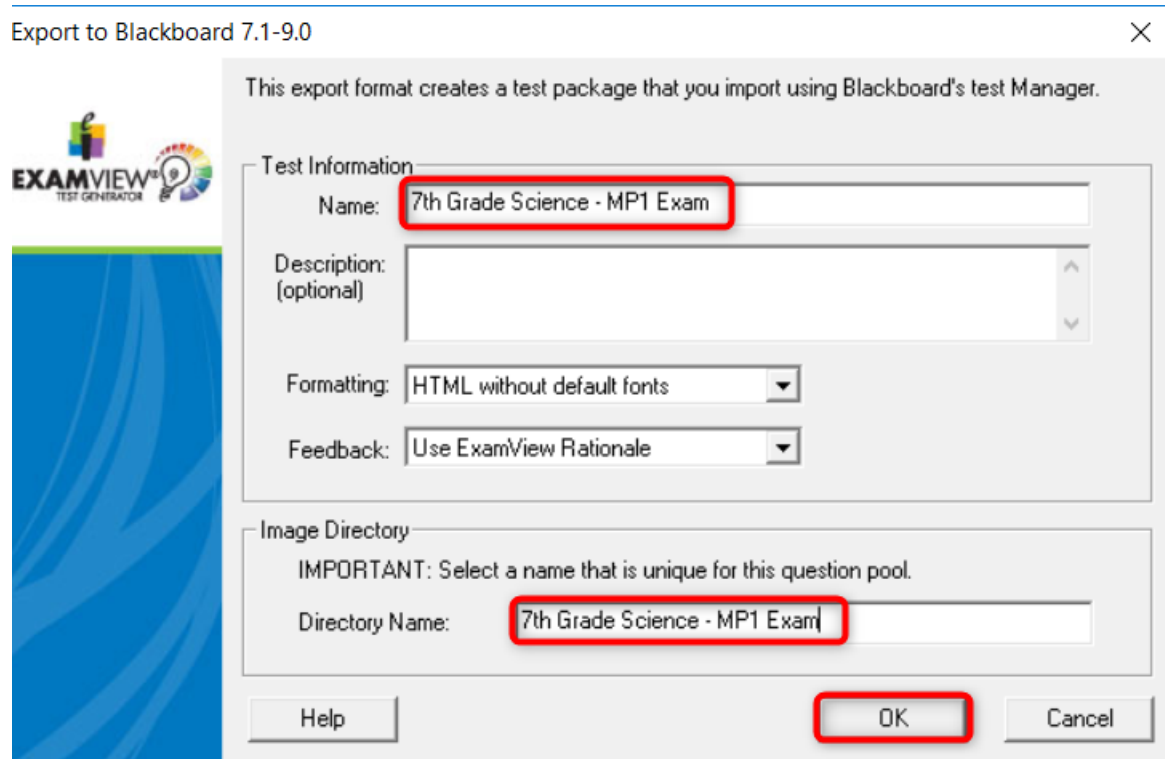
3. Go down to Export and then select Blackboard 7.1 – 9.0



4. Select Desktop



5. Name the test: Ex. 7th Grade Science – MP1 Exam
6. Name the directory name: Ex. 7th Grade Science – MP1 Exam
7. Click OK



Export to Blackboard 7.1-9.0

This export format creates a test package that you import using Blackboard's test Manager.

Test Information

Name: 7th Grade Science - MP1 Exam

Description: (optional)

Formatting: HTML without default fonts

Feedback: Use ExamView Rationale

Image Directory

IMPORTANT: Select a name that is unique for this question pool.


Directory Name: 7th Grade Science - MP1 Exam

Help OK Cancel

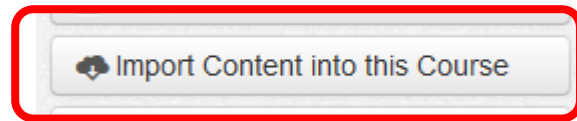
8. Go to the Canvas Course you want to import the quiz into:
Ex. 1:1 Boot Camp



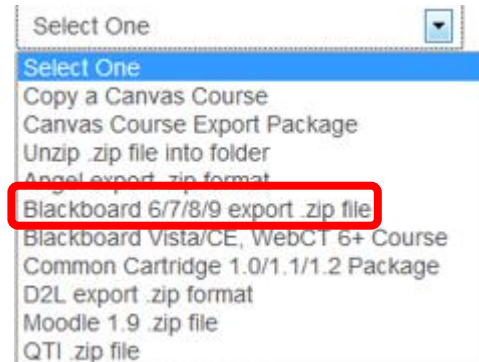
9. Select settings



10. Select Import into this Course



11. Select Blackboard 6/7/8/9 export .zip file



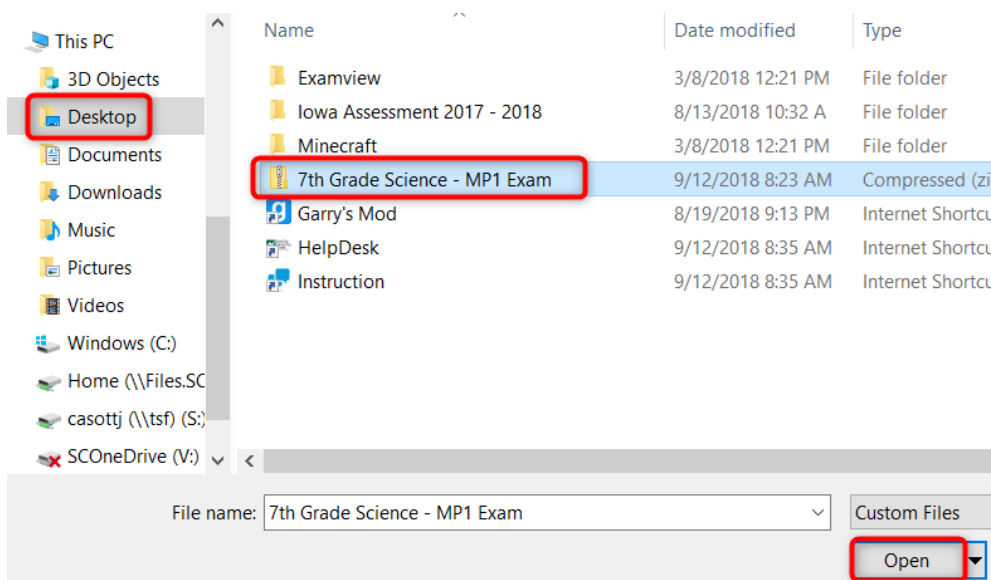
12. Click Browse

Source



No file selected.

13. Select Desktop and scroll down and find the zip file you named the quiz and click open: Ex. 7th Grade Science – MP1 Exam



14. Click on Import:



15. Click on Quizzes and find the quiz:

ex: 7th Grade Science - MP1 Exam

