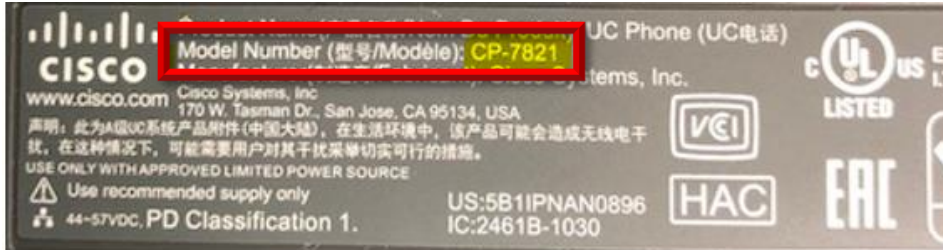



Cisco CP-7821 Desk Phone User Guide

To find the model of your new desk phone, turn it upside down






Sioux City Community Schools
believe... achieve... succeed

CISCO 7821 PHONE

ABOUT YOUR PHONE



About Your Phone

1. Incoming call or voicemail indicator
2. Feature and session buttons
3. Softkeys
4. Back, Navigation cluster, and Release
5. Hold, Transfer, and Conference
6. Headset, Speakerphone, and Mute
7. Voicemail, Applications, and Directory
8. Volume

Feature and Session Buttons

Use feature buttons (left side) to view calls on a line or access features such as Speed Dial.

Use session buttons (right side) to perform tasks such as resuming a held call.

Buttons illuminate to indicate status:

- Green, steady: Active call
- Green, flashing: Held call
- Amber, steady: Private line in use
- Amber, flashing: Incoming call
- Red, steady: Remote line in use
- Red, flashing: Remote line on hold

marconet.com

