



# Microsoft 365

## Contents

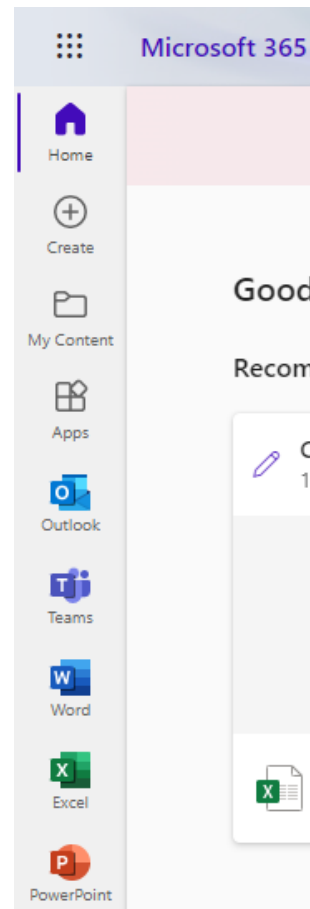
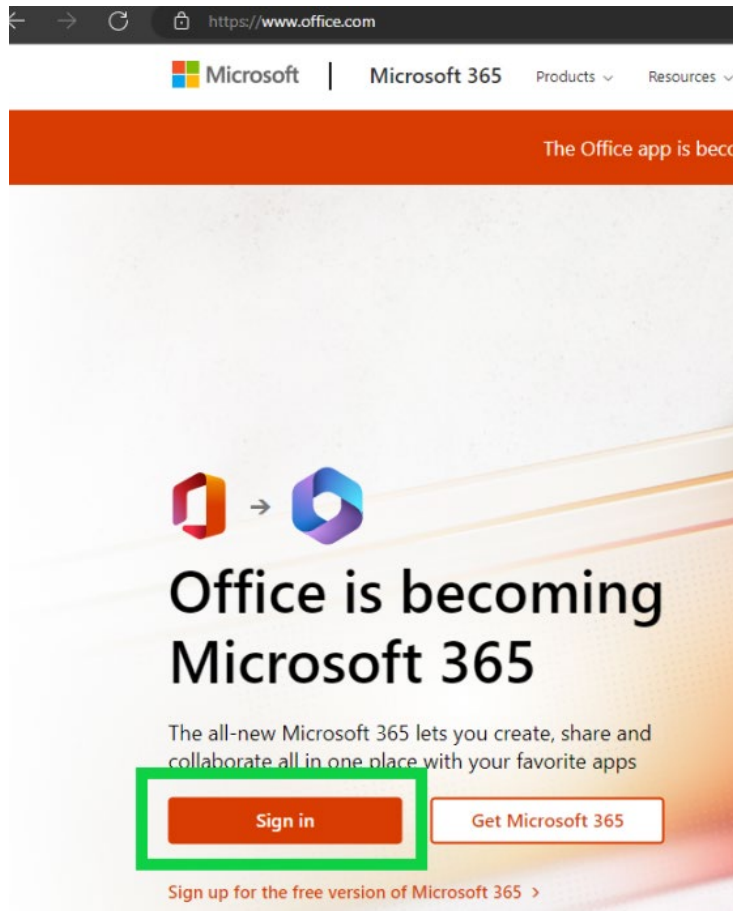
Overview .....	2
Quick Start .....	2
Logging into Microsoft 365 .....	3

## Overview

Microsoft 365 (formerly known as Office 365) is a cloud-based suite of workplace applications that include Outlook, Word, Excel, PowerPoint, OneDrive and more. Microsoft 365 allows users to access the applications from work or home on a laptop, desktop or smartphone.

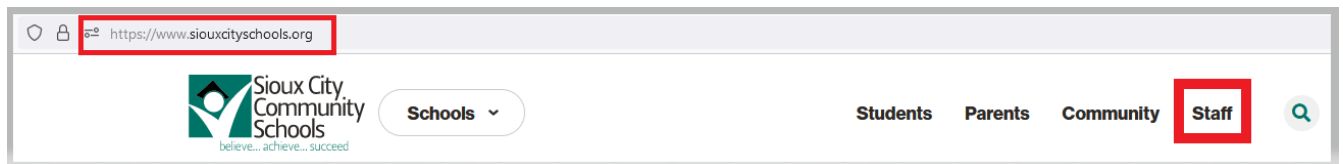
## Quick Start

Navigate to [office.com](https://www.office.com) and log in to access applications.

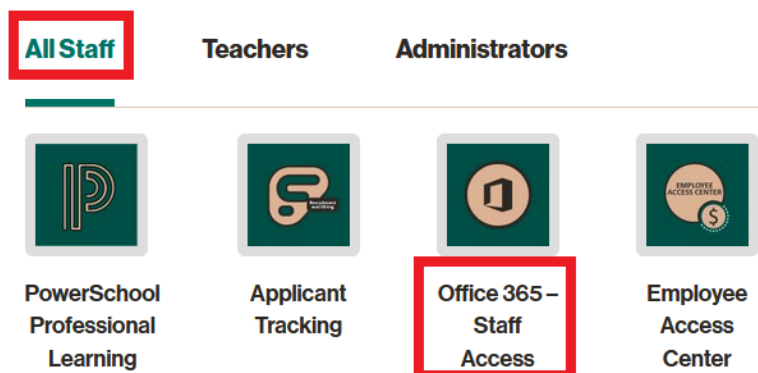


## Logging into Microsoft 365

You can access Microsoft 365 from any browser (Google Chrome, Firefox, Microsoft Edge, Safari) by typing in office.com or by visiting the district website siouxcityschools.org. On the district website you will need to click on the Staff tab at the top and then Office 365 under All Staff.



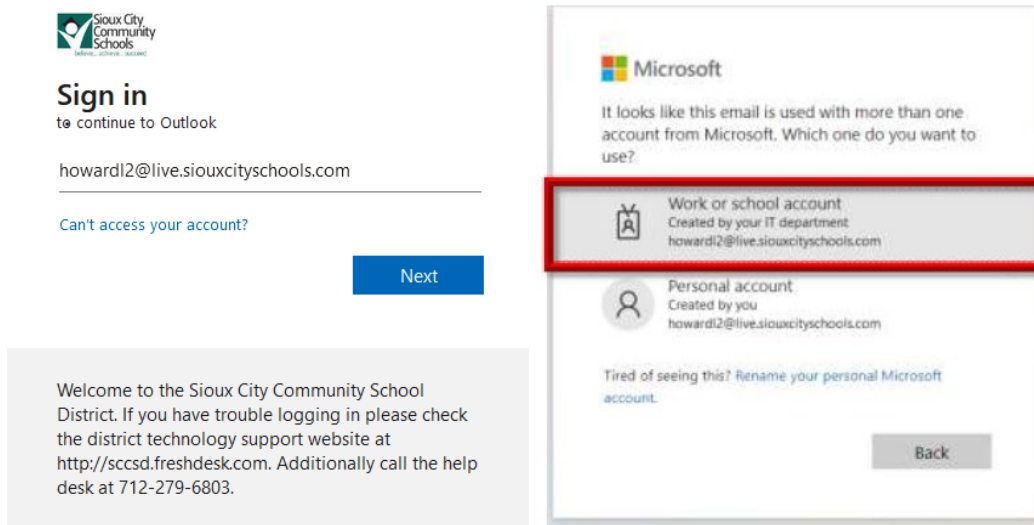
## Additional Tools for Success



Click on Sign In.



Enter your district email address and password. If prompted, choose Work or school account.





← howardl2@live.siouxcityschools.com

### Enter password

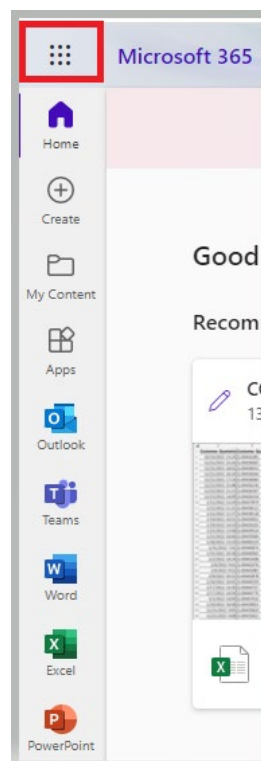
.....|

[Forgot my password](#)

Sign in

Welcome to the Sioux City Community School District. If you have trouble logging in please check the district technology support website at <http://sccsd.freshdesk.com>. Additionally call the help desk at 712-279-6803.

The applications menu will be on the left. You can click on the app grid for hidden applications.



## Assistance

If at any time you experience issues, please enter a help desk ticket at this [link](#).